

Catio Cage

The overall plans can be adaptable to any window size as necessary. I've also have tried to simplify further by purchasing everything for a local box store (i.e Home depot) so as to minimize gathering products from multiple sources

Equipment and supplies needed to complete job is as follows

- Chop saw or hand held saw
- hammer
- drill
- measuring tape
- metal cutting clippers or wire clippers
- Paint brush
- galvanized fencing- variety of styles but I chose the 1/2" x 1/2"(squares) x 48" x 25'
- Kreg jig (about \$40)- if you like or toenail or brackets to secure pieces of wood
- outdoor screws 3"

Lumber used for this particular window (6' by 3') was

Front

1 each 2x3 x 96"

1 each 2x4 x 96"

3 each 2x3 x 42" (vary height depending on window dimensions)

Side(s)-Below is for two sides. I was in corner so only needed one

2 each 2x3 x 20" (vary length depending on your overall depth you desire)

2 each 2x4 x 20" (same as above)

4 each 2x3 x 42" (vary height depending on window dimensions)

Top-

Note- lay all of these flat for dimensional accuracy

2 each 2x3 x 91"

1 each 2x3 x 21 1/2"

1 each 2x3 x 16 1/2"

Wall Attachment- I used 2x3"s to secure vertically against wall with either screws or if no studs, use molly bolts

Top runner against wall

1 each 2x4 x 93"

Vertical runners

2 each 2x3 x 44 1/2"

Catio Cage

Bench

side rails

1 each 2"x4" x 99"

2 each 2x4 x 21"

Top boards laid on side

1 each 2x4x96

3 each 2x6x96

supports

3 each 2x4x21"

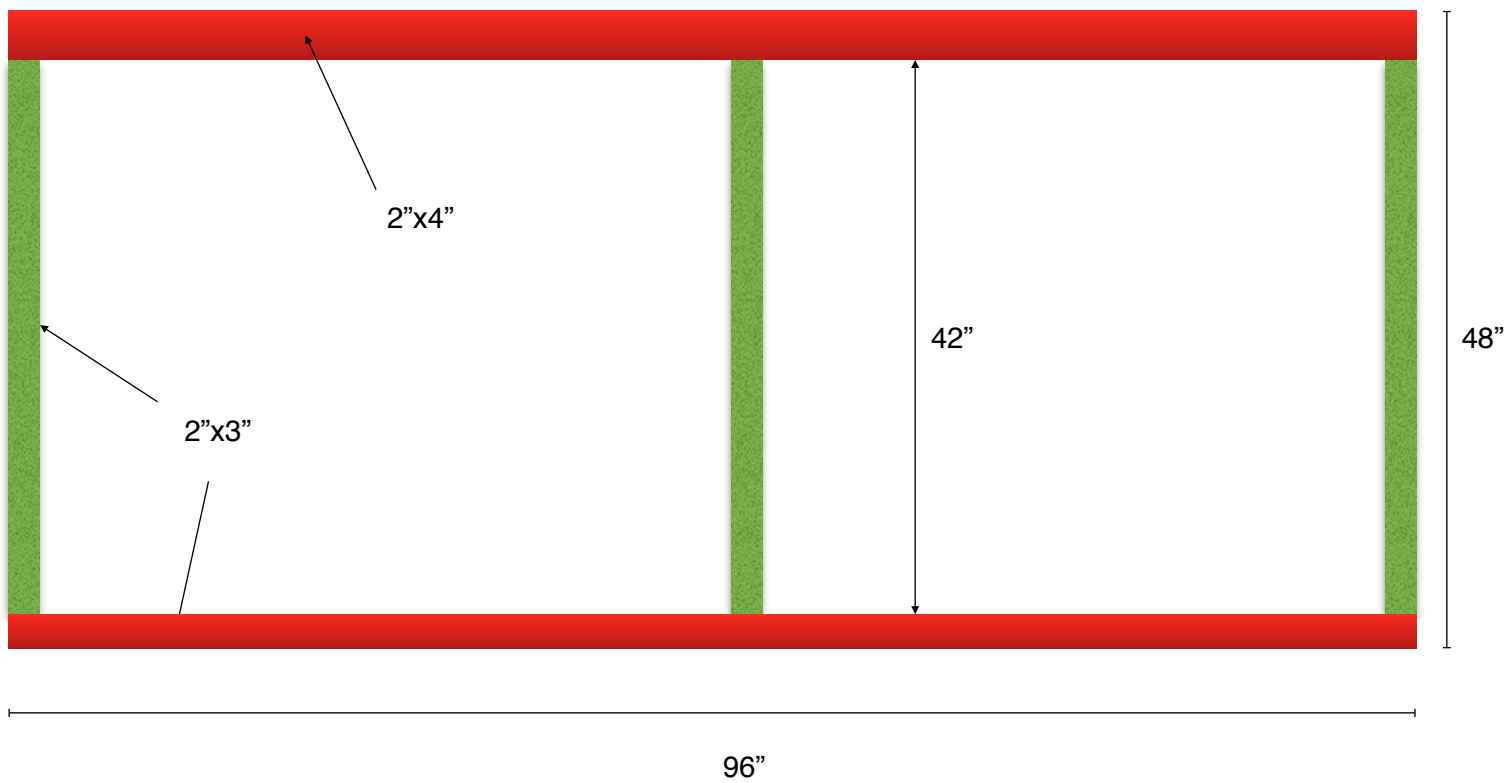
3 each 2x4 x 20"

3 each 2x4 ...cut at angle to fit

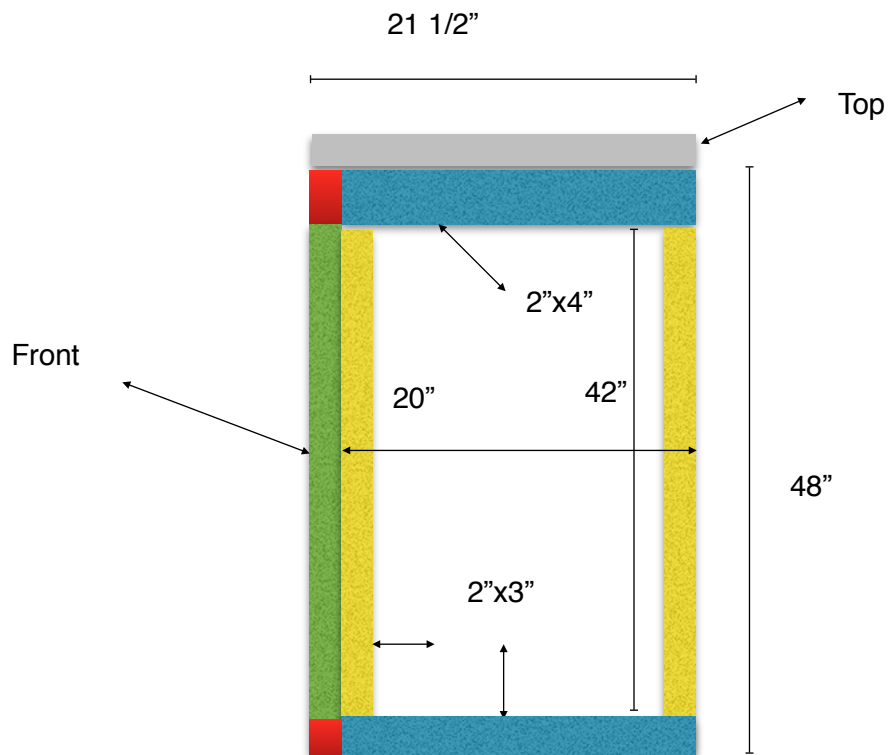
Once have all the sides complete lay sides down and cut galvanized metal to fit inside cage. Secure with fencing nails. Space every 6" to secure. Put up wall runners both vertical and horizontal per drawing. I used screws (3" deck screws) to secure sides front and top. This allows for easy removal if every decide to move or relocate. The bench I attached to wall after identifying studs (with stud finder) and used 4" 5/16" lag bolts.

Front view

Catio Cage

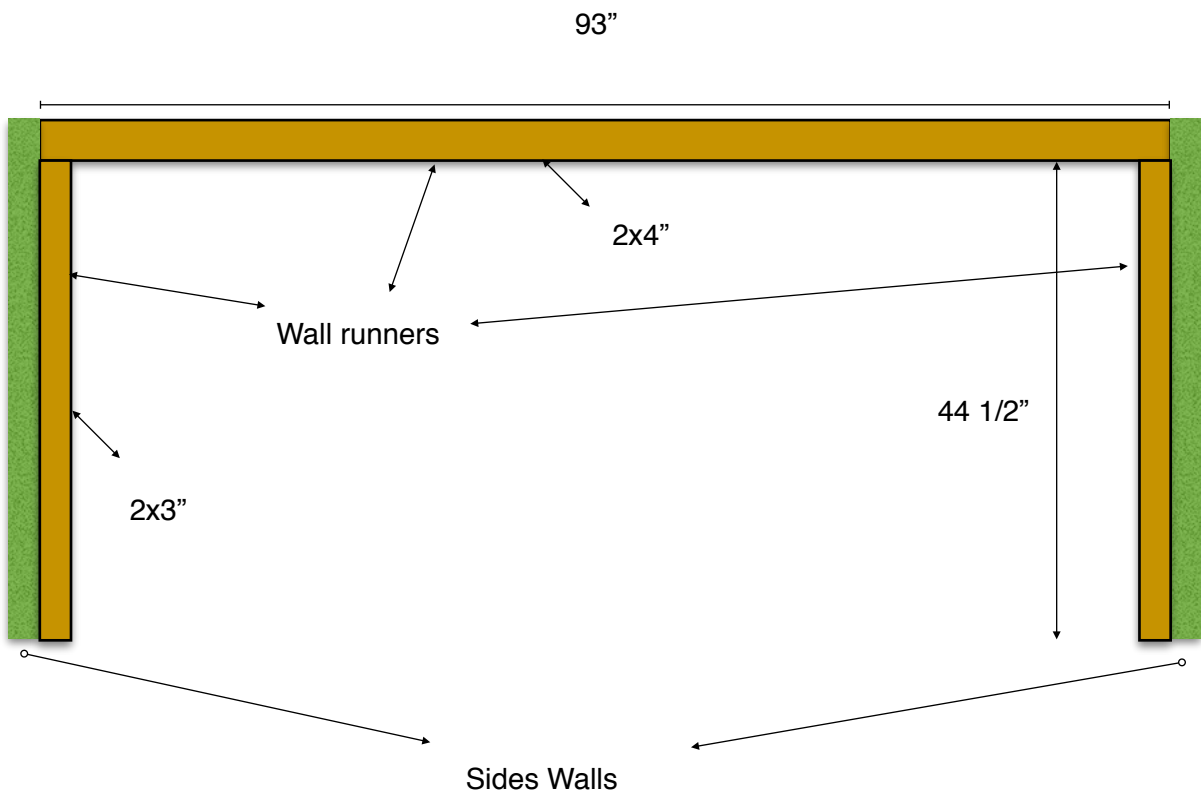
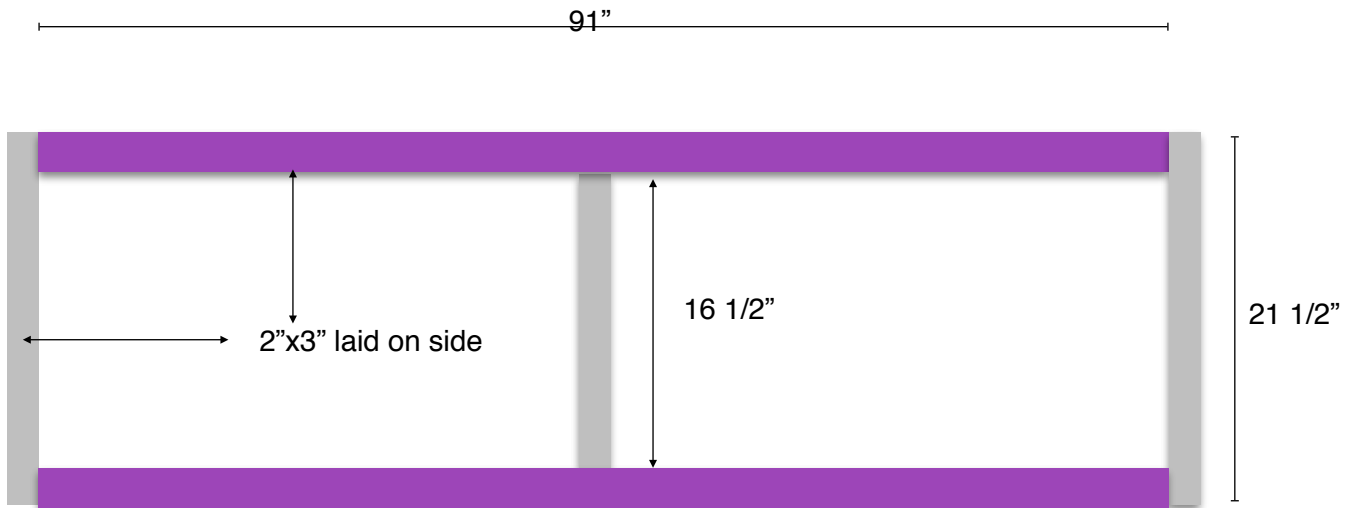


Side View



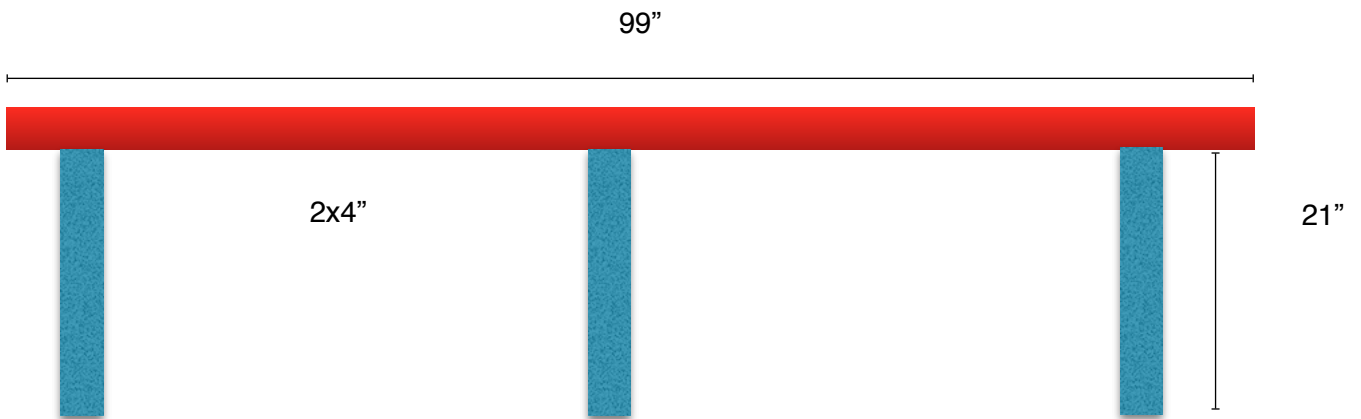
Catio Cage

Top

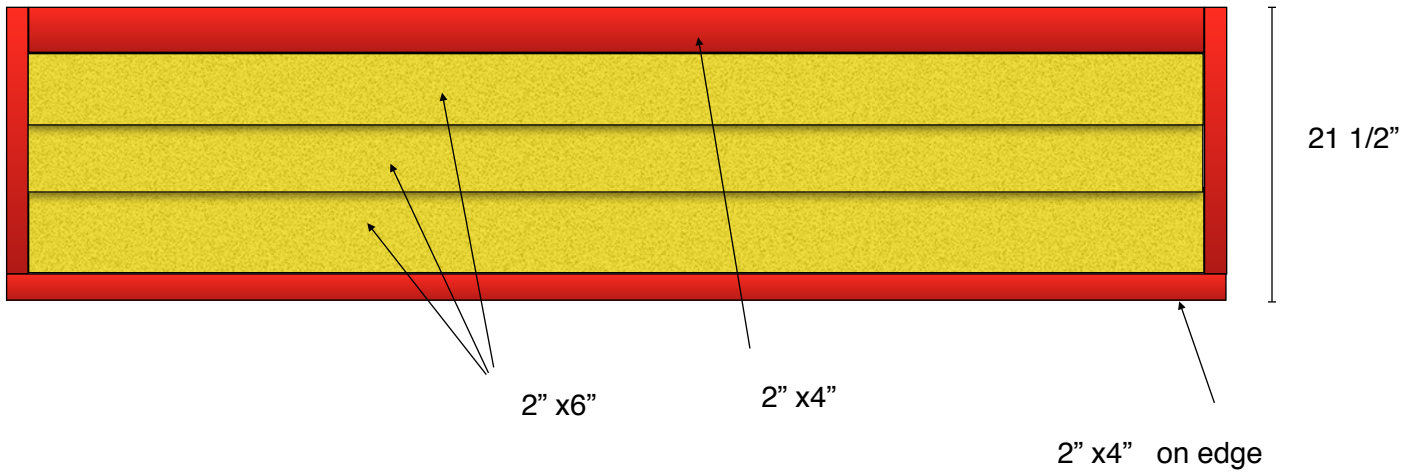


Catio Cage

Catio wall bench



Top View



Side View

